



Engineering | Manufacturing | Sales | Management



AABOBUOT UUST US

Welcome To The Harmonious Security Of Your Home, Evolution Elite Steel Doors. Single Stop Solutions For Modern And Affordable Steel Doors. Evolution Was Established In 2021, In The Manufacturing & Engineering Hub Of India, At Pune, In Maharashtra State. To Revolutionize The Door Industries, We Believed That, To Augment The Need For Providing Modern & Durable Doors, A Company Manned By Professionals Shall Be Established. Our Products Are Unique, Modern, Durable, Ecofriendly With Unmatched Quality At Affordable Prices, Which Sets Us Apart From The Traditional Door Manufacturers. Our Designs Are Trendy With Completely Redefining Style Making Your Homes Ultra Modern With Aesthetic Pleasure Where The Combinations Of Innovations And Excellence Meet Togetherness.

We Would Like To Take Complete Responsibility For Revolutinizing Steel Door Industry In India, And Proving Every Home Modern And Premium Quality Steel Doors. Where Doors Provide More Beauty, Strength, And Comparatively Long Lasting To Traditional Wooden Doors, Giving Your Home An Ultimate Security.

VISION



To Make Every Home Secured And Ecofriendly, By Providing Modern And Aesthetic Touch To Dream House Of Every Indian Individual.

MISSION



To Be The Only Ultimate Choice Of Customer With Enhanced Designs, Better Quality And The Sustainable Option At Most Affordable Price.





ELITE STEEL DOOR

ELITE DOOR OF 70 MM THICKNESS

- ❖ DOOR SIZE :2150*960
- G.I DOOR FRAME 1.5 MM THICKNESS
- G.I SHEET FOR DOOR 1.0MM THICKNESS



EL 001



EL 002

ELITE DOOR OF 70 MM THICKNESS

- ❖ DOOR SIZE :2150*960
- G.I DOOR FRAME 1.5 MM THICKNESS
- G.I SHEET FOR DOOR 1.0MM THICKNESS



EL 003



EL 004

Features



NOIS REDUCTION



LOW MAINTANACE



FIRE RESISTANCE



SECURIRY



WEATHER
RESISTANCE



DURABILIT



DOOR SIZE OPTION



EASY
INSTALLATION



ECO FRIENDLY



UV PROTECTED



GI/GL DOOR



MUILTY / POINT
LOCKING SYSTEM

ELITE STEEL DOOR



ELITE DOOR OF 70 MM THICKNESS

- ❖ DOOR SIZE :2200*1050
- G.I DOOR FRAME 1.5 MM THICKNESS
- G.I SHEET FOR DOOR 1.0MM THICKNESS



EL 005



EL 006

ELITE DOOR OF 70 MM THICKNESS

- ❖ DOOR SIZE :2200*1050
- G.I DOOR FRAME 1.5 MM THICKNESS
- G.I SHEET FOR DOOR 1.0MM THICKNESS



EL 007



EL 008

Why To Choose Steel Door

WEATHER PROOF DOORS

Not just a fair- weather friend.
Steel Door doesn't shrink or
swell with the changing weather.
Above all it's the best solution to



FIRE RESISTANT DOOR

You will need a furnace to bring
this down. Steel Door stands tall in
the case of fire and could give
up to 2 hours off "evacuation
time." A perfect solution for



TERMITE PROOF DOORS

No more hollow knocks. Steel
Door fully eliminates the
possibility of a termite attack .
A guaranteed fix for a termite



EASY TO INSTALL

No more carpenter worries. Once
assembled, it is ready to install
ensuring best turnaround time for
both homeowners and the



ECO-FRIENDLY & SUSTAINABILITY

No trees were trimmed to construct
this door. Steel Door is an
environmental friendly door





50 MM GI EMBOSSED DOOR & SHEETS

Gi Door Sheet thickness 0.8 Mm

Gi Frame Thickness 1.2 Mm



EM 001



EM 002



EM 003



EM 004



EM 005



EM 006




50 MM GI EMBOSSED DOOR & SHEETS

Gi Door Sheet thickness 0.8 Mm

Gi Frame Thickness 1.2 Mm



EM 007



EM 008




EM 009



EM 010



EM 0011



EM 0012



50 MM GI EMBOSSED DOOR & SHEETS

Gi Door Sheet thickness 0.8 Mm

Gi Frame Thickness 1.2 Mm



EM 0013



EM 0014



EM 0015



EM 0016



EM 0017



EM 0018



SS & GI OPERATION THEATER DOORS

Stainless Steel Doors

Stainless steel doors are ideal for commercial, industrial and high style environments. Constructed like standard hollow metal doors but with stainless steel components



O.T Doors

Operation Theatre Door are also known as surgery room doors. They have been specifically designed for use in areas where hygiene and the control of air leakage are critical. Their smooth and seamless construction makes surgery room doors easy to clean and ensures they do not harbor bacteria. Equipped with a radiation-resistant filling, the hospital operating room door also can be applied in conditioned spaces such as operating room, X-ray room and emergency centers.



Fire Doors

A door with a fire-resistance rating (sometimes referred to as a fire protection rating for closures) used as part of a passive fire protection system to reduce the spread of fire and smoke between separate compartments of a structure and to enable safe egress from a building or structure.

SS Doors, Operation Theater Doors & Fire Doors Will be made available in customize size and thickness as per the requirement of projects and needs





GI French Doors & Section.

We are One of the Leading Manufacturers of French Door section, Our basic Thought of making the Material available to all the local fabricators, so that French door could be manufactured locally, which could help to Modernize the houses from urban to rural areas.

Evolution Enterprises has become the fastest French Door & Window Section manufacturer in Pune. Our GI sections & Hardware are highly price competitive and we offer a good, better and best range, With customize Design if needed, which offers our customers great choice.



Frame Sizes	Panel Sizes (L/T/Z)	Members (Big/Small)	Window Section	Window Frame Single/Double Groove
1500	2050	2500	2500	1500
1800	2100	2100	2100	1800
2100	2150			2100
2150	2200			2200
2200	2300			2500
2300	2500			
2500				

Advantages of Us Over other Manufacturer.

A. Ready Material Availability

As mentioned above Sizes of frame and panels sections are readily available

Results in Time savings

Cost Savings of raw Material transportation

Sizes availability leads to scrap savings at fabrication ends.

This all could result in increase production activity at customer end.




B. CNC Machine Bending.

Results in High accuracy Bending.

High speed product delivery, results in timely completion of jobs

High accuracy jobs could save fabrication time.

Can also be helpful in developing customized sections.



Hardware Of french doors.



Hinge.



Tower Bolts



Frame Bush



Aldrop



Door & Window Handle



Conceald tower bolt



Mortoise lock



Wiondow Stay rod



Glass Pin

ACCESSORIES & HARDWARES FOR GI DOORS




WOODEN PAPER PROCESSES & APPLICATIONS :

It's the Processes Where any Steel Material Could be made look alike like a wood (M.S, G.I, S.S, Alluminium). The Processes Starts with Spraying a Polypropene Powder on a surface of a job or Metal which need to be Look like wooden, after spraying its heated in Oven for 15-18 Minutes at a Temperature of 220 degree celusis, then the Job is Glued with an tranparent Glue in order to stick the wooden paper. Once the paper is sticked then its again heated in oven at 180 degree celusis for 15 minutes, where colur from paper is transferred to the metal or job. And effective results is obtained.

Application.

A. This Can be used in Alluminium Sections to Make, windows, Partation etc. All GI, S.S, M.S doors Could be Made Look Alike like a wooden Doors. Interior Industry has got wide application of the Paper, Where any Metal coul be Made. Look alike like wooden Making it Maintence free.

WOODEN BASE PAPER



50 MM DOOR HINJES

- ❖ Material S.S 304 Sheets
- Max. door weight Handling Capacity for 2 hinges. 70 kg.
- Area of application. For steel frames, for flush steel interior doors.
- Opening angle. 180.0 °
- Swing action. two-sided.
- Hold-open angle. 110 °
- Mounting. For DIN left and DIN right hand use.



50 mm



50 mm



70 mm



SMART LOCKS & MECHANICAL LOCKS

SMART LOCK :

- ❖ The main components of the smart lock include the physical lock, the key (which can be electronic, digitally encrypted, or a virtual key to provide keyless entry), a secure Bluetooth or Wi-Fi connection, and a management mobile app.



SL 001

FINGER SMART LOCK FUNCTION:

- 1) FINGER SENSOR
- 2) PASSWORD
- 3) CARD ACCESSORIES
- 4) PHYSICAL KEY



SL 002

SMART LOCK FUNCTION

1. CAMERA WITH VISION
2. FINGER PRINT SENSOR
3. PASSWORD
4. CARD
5. PHYSICAL KEY



SL 003

❖ SMART LOCK WITH FACE UNLOCK FUNCTION

- FACE UNLOCK
- FINGER SENSOR
- PASSWORD
- CARD
- SCREEN FOR VISION
- PHYSICAL KEY

MECHANICAL LOCK



STEEL GREY



RED BRONZE




GREEN BRONZE



STAINLESS STEELS

HONEYCOMB:

- ❖ Honeycomb used in inside the steel door and they are known for the longevity, outlasting Their resistance to bending pressure and flat surfaces reduces the likelihood of deformation over time. Despite their lightweight appearance, honeycomb doors are remarkably durable.





CONTACT US

☎ +91 7588687738 / +91 7588687739 /
+917588687741

✉ mahendragirgosavi2249@gmail.com,
narendragir87@gmail.com

🌐
📍 Plot No. 122B, Gut No. 67, MIDC Waluj,
Wadgaon Kolhati, near HP Gas Godown,
📍 Aurangabad - 431136, Maharashtra, India